



## BIRCH FACED






Plywood constructed with outer faces of birch veneers with poplar comprising the inner layer

✚ Birch Faced poplar plywood offers stability, ease of cutting and combines higher mechanical properties with the benefits of a lightweight panel. Poplar/birch combi core is available on request. Outer faces are available in both long and cross grain directions. Birch faced poplar plywood is manufactured in accordance with the European and International standards.

### SPECIFICATION DETAIL

<b>Thickness Range</b>	6mm - 40mm
<b>Dimensions (mm)</b>	2440 x 1220 ♦ 3050 x 1220
<b>Average Density</b>	400 kg/m <sup>3</sup> ± 10%
<b>Product Classification</b>	EN 636-1
<b>Glue Bond</b>	EN 314-2 Class 1
<b>Formaldehyde Class</b>	E1
<b>Veneers</b>	High quality face and core
<b>Chain of Custody Status</b>	PEFC 100% (FSC® available on request)
<b>DOP (Declaration of Performance)</b>	Available on request
<b>CE Marked</b>	BS EN 13986
<b>Material Safety Data Sheet</b>	Available on request

### APPLICATIONS

-  AUTOMOTIVE
-  FURNITURE AND DESIGN
-  BOAT/YACHT BUILDING
-  SHOP/BAR FITTING
-  CONSTRUCTION / ARCHITECTURE / JOINERY

